



PLANCK

TIMBER SUSPENDED
LIGHTING SYSTEM





The Statement Piece

Command presence in any environment with eye catching design in a solid timber fixture.

Designed & Manufactured in Australia

Created from sustainably sourced timbers and illumination by next generation LED technology.

Modulate your mood

Shape your environment with separate control of up and down lighting for visual comfort.



PLANCK Inside Edge
Made from American Oak
with *Shadow Line*



PLANCK Single Origin
Made from Walnut

Product specifications may change at any time.




Nature and Function in Harmony

Every PLANCK offers a unique design fusion of timber, craft and performance.

Built to your specification – it's sure to become the centrepiece of your environment.


Timber Options



Vic Ash




Blackwood



Scorchwood



American Oak



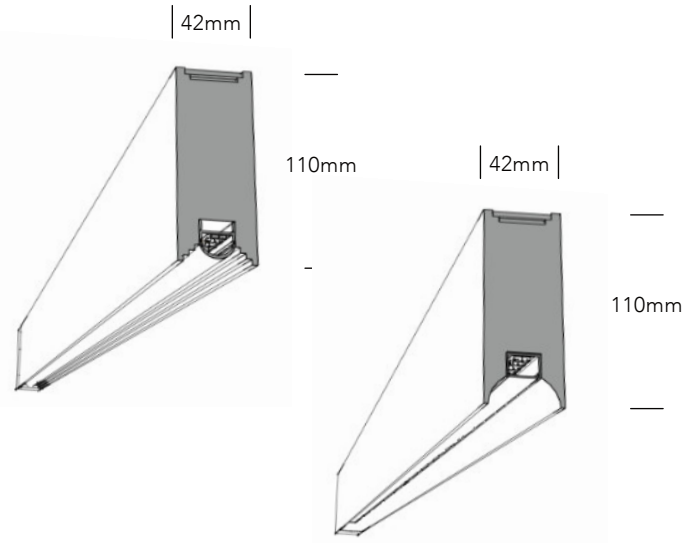
Walnut

Product specifications may change at any time.

Inside Edge

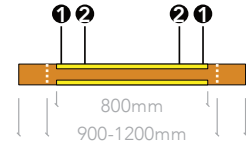
Single Origin

Available Lengths & Suspension Position

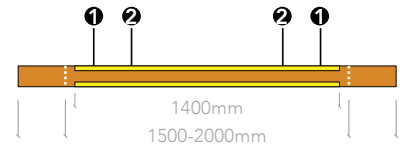


Supplied with 1.5m adjustable suspension cables.

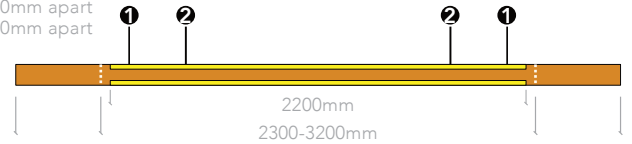
Light Element 800mm
Suspension Position:
① 750mm apart
② 500mm apart



Light Element 1400mm
Suspension Position:
① 1200mm apart
② 800mm apart



Light Element 2200mm
Suspension Position:
① 2000mm apart
② 1400mm apart



	DOWNLIGHT	UPLIGHT
Output		
Beam Angle	120°	
Colour Rendering	90+ CRI	
Colour Temperature	2300K, 2700K, 3000K, 4000K	
Electrical & Control		
Power	20 W/m	33 W/m
Remote Drivers	AC mains input, Constant 24V DC output	
Dimming	Phase-dimming, CASAMBI, DALI, 0-10V	

Warranty 5 years on all electrical components

Ordering Please use the Product Selector below to order your Planck or contact us for assistance

Lead Time 4-6 weeks

Each piece is a fully unique product – due to the nature of the material the grain features and timber colouration will vary. Recommended for indoor installation.

Product Selector

Find detailed information about all available options on our website www.solsticelighting.com.au

Planck Type	Timber	Light Element Length x100mm	Finished Timber Length	Downlight Colour Temp. Kx100	Uplight Colour Temp. Kx100	Dimming	Suspension	Suspension Position	Adornment optional
Single Origin	BW Blackwood	08	900-1200mm	23	23	PH AC Phase	BL Black	1	01 Shadow Line
	AO Am. Oak	14	1500-2000mm	27	27	ZE 0/1-10V	WH White		
	VA Vic Ash			30	30	CA Casambi	CL Clear		
	WN Walnut			40	40	DA DALI	AT Alumin. Tube		
	SC Scorched [SO only]			NO No Dimming	CT Copper Tube				
Inside Edge	VA Vic Ash	22	2450	30	27	ZE	AT	2	

Product specifications may change at any time.